



"

"

"

"

"

"

"

"

"

"

"

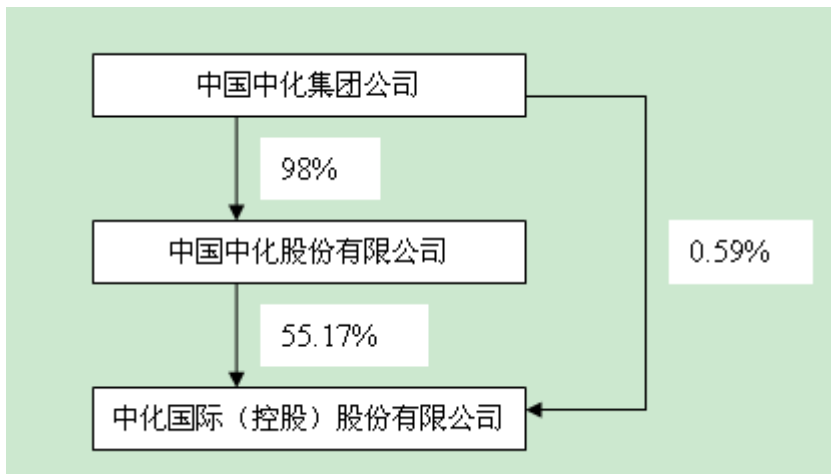
"

“ ”

“ ”
“ ”
“ ”

“ ”

	" "





Q

			33%	10
			-66%	
			108%	2008
			338%	
			97%	2008
			567%	
			40%	
			98%	
			300%	
			33%	
			56%	
			126%	2008
			159%	2008
			60%	2008
			-98%	

			121%	
			92%	10
			41%	
			39%	


			-17%	2008
			-94%	2009
			-46%	2009
			-238%	
			-68%	2008
			68%	2009

“ “ “ “

" "			

()

2¹ »•t ð)Á&~



() -

()

1

2

3

4

()

-

5

()

-

5

-

6

7

()

-

9

9.2.1.

9.2.2

() -

9 -

9.2.3.

9.2.4.

() -

9 -

()

-

9

-

() -

9 -

9.7.1

10

()

-

10

-

11

() -

11 -

12

12.2.1.

12.2.2.

() -

12 -

12.2.2.

12.2.3

12.2.4

() -

13

14

()

-

15

16

()

-

17

()

-

()

20 -

21

22 /

22.1.

22.2.

()

-

22 / -

22.2.

22.3.

22.4.

23

()

-

24

25

() -

1 -

2

() -

2 -

() -

2 -

2000 61 [£

() -

1 -



()

-

2


()

1

()

-

2





()

()

-

5

--	--	--	--	--	--	--	--	--

() -

5 -

()

-

6

() -

6 -

()

-

7

()

-

8

()

-

9

10

11

()

-

13

		[REDACTED]			[REDACTED]						

o

()

-

13

-

12 ÅKS=³qp,€"Cçñ
12

3E2C>TA ET31B019>B2

()

14

15

()

-1039E -1.223 12613w0 0 d/2E4.4 749.0003 (h)49.1 0)F (20 1 E.131 1251 0 10)E.0/20 .

()

18

-
-
-

() -

19



() -

21 /

()

-

23

()

-

25

26

27

()

-

32

-

33

34 1

()

-

34 1

-

() -

39 -

40

2009				
()				
2008				

()

-

42

-

43

--	--	--

()

-

50

[Redacted]

() -

52

53

()

-

53

()

-

54

-

--

()

1

() -

2

3

() -

4

() -

5 -

()

1

()

1

()

1

()

1

2

3

()

-

4

4(1)

4(2)

4(3)

() -

4 -

4(4)

1.

1.1.1.

1.1.2.

() -

4 -

4(4) -

1. -

1.1.3.

1.2.

() -

4 -

4(4) -

1. -

1.3.

2.

()

1 -

()

1

() -

2 -

() -

3

()

3

4

()

-

5

() -

7

|_____||_____||_____||_____||_____||_____||_____||_____||

() -

7 -



()

-

8

-

(1)

(2)

() -

8 -

(4) /

()

-

8

-

(5)

(6)

(7)

--

()

-

2

3

1
2
3
4

2009

2009

2009 3 30

[&\$%\$] %&\$5

fl 七

&\$9 %& ' %

' %\$% —

&\$9

%& ' %

2009

1

2

"

"

3

4 /

5

6

7

"

"

1

2009

2

2009

1

2

3

1

EHS

2

3

3

4

1

2

3

4

5

6

7

8

"

"

/

ERP

SAP

CRM

EDMS

OA

.

3

3

3

3

.

5

1

5

		800	14
	EHS	EHS	15
1		EHS	15
2		EHS	15
3		EHS	15
4			15
5		EHS	16
6		EHS	16
	EHS		17

17

18

18

18

18

19

19

2010

20

100 2009
228 200
170 19 500 2009
2000 9 100
" " " "
" " " "

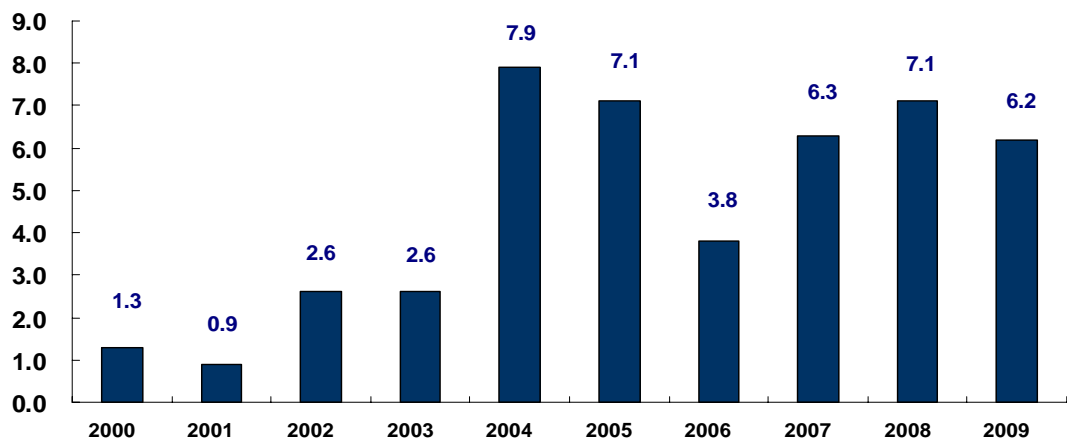
— —

"

"

1

2000 2009



2

指标	2001年	2002年	2003年	2004年	2005年	2006年	2007年	2008年	2009年
收入	656,716	800,314	1,098,100	1,300,618	1,591,139	1,545,903	1,940,956	2,740,177	2,275,048
利润总额	11,371	33,059	33,784	101,353	84,545	53,182	92,832	103,011	93,674
净利润	9,052	26,026	26,193	79,770	71,148	36,147	62,914	70,577	61,990
总资产	252,824	308,434	327,477	533,172	636,240	801,898	1,366,327	1,556,396	2,001,336

3

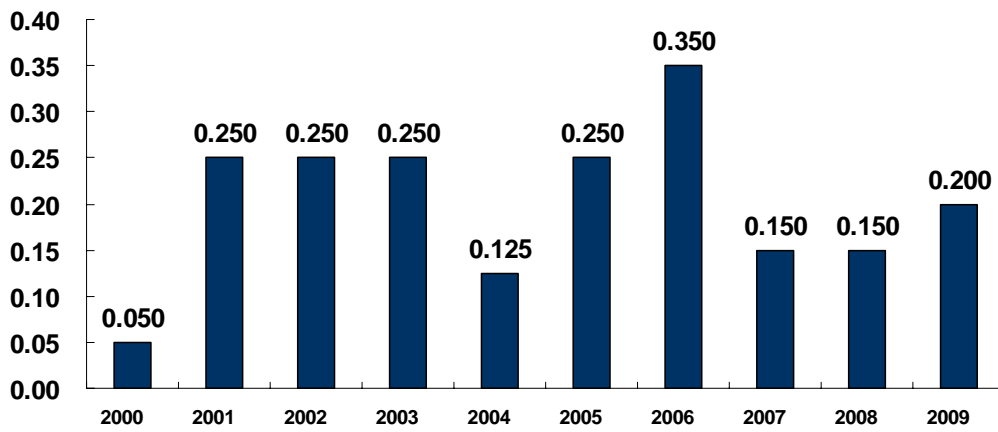
：“

20%

10

17.51

38%



4

2009 4

"

"

"

2009 12

" 2009

" 10

"

"

5

2009

4

23

2009

2009 6

"

" 2009 04

"

"

2009 12

"

"

800

AAA

06

09

AAA

EHS

2005

EHS

EHS

50

"

"

"

"

"

"

80

" "

24

" "

" "

2009 6

200

EHS

DNV ISO9001-2000

ISMIC

SHELL BP

CDI

PO

TDI()

ISO9001/ISO14001/OHSAS18001

SGS

RSQAS

EHS

GMG Global Ltd

“ ”

“ ”

" — — "

	2009	2008 %	2009	2008 %
	113.36	-17.2	6.5976	-25.7
	34.16	-16.6	4.4232	-15.3
	78.36	-20.8	0.3454	-18.3
	51.96	-9.81	0.2312	-7.89
	277.84	--	11.5974	--

	2009	2008 *
	11.4943	-13.6
	0.0765	-3.2
	11.5708	--

			SO2		COD		
	2009	2008 %	2009 SO2	SO2 2008 %	2009 COD	COD 2008 %	
	0	-	173	-49.8	0	-	
	0	-	138	-32.6	0	-	
	72.13	-52.3	0	-	28	-26.3	

							,
	17.48	-32.9	0	-	17	-39.3	
	-	-	-	-	-	-	
	-	-	-	-	-	-	
	89.61	-	311	-	66	45	

1

" "

NOx

CO2

2009

99%

47% 2009

BP

DNV

,

2

2009

167.5

13

4

14785

3600DWT

3.5 /

7445.8

55 /

40 / ,

77% 95%,

257.59kg/

206.69kg/

1050.3

2009 " " " "

20 " " " "

3 " " " "

2009 " " " "

" " " "

20 2700

800

2009

EHS EHS

	EHS		EHS	
1		EHS		
2009			EHS	EHS

EHS

5

EHS

EHS

EHS

2009

1

15

"

"

3000

"

"

25

6

EHS

EHS

EHS

EHS

EHS

2009

12

"

EHS

"

-

EHS

2009

12

EHS

EHS

2009

EHS

EHS

EHS

EHS

EHS

EHS

EHS

EHS

EHS

2009

EHS

EHS

EHS

2009 9

"

"

10

"

"

2009 8

"

"

KTP

2009

2007	62,914	53,898	21,790	7,093	18	0	145,713	1.16
2008	70,577	123,820	28,816	25,207	618	0	249,038	1.73
2009	61,990	44,458	45,430	17,239	33	0	169,150	1.18

2009	7								
					10450			15000	
	4311								
2009									
					470			264	
350	550	700			1500				
									"
		"		"	" "		" "		"
	3								
2009	12	,							"
	"		50	10					
2009									
"	"							"	2009
			"						"
"						19			
									——"
			"	"		"			
				12					
						2009		8	

2010

“ ”

“

”

2010

([2003] 56)
([2005] 120) ,

2009

50%

50%

70%

:

2010 3 29